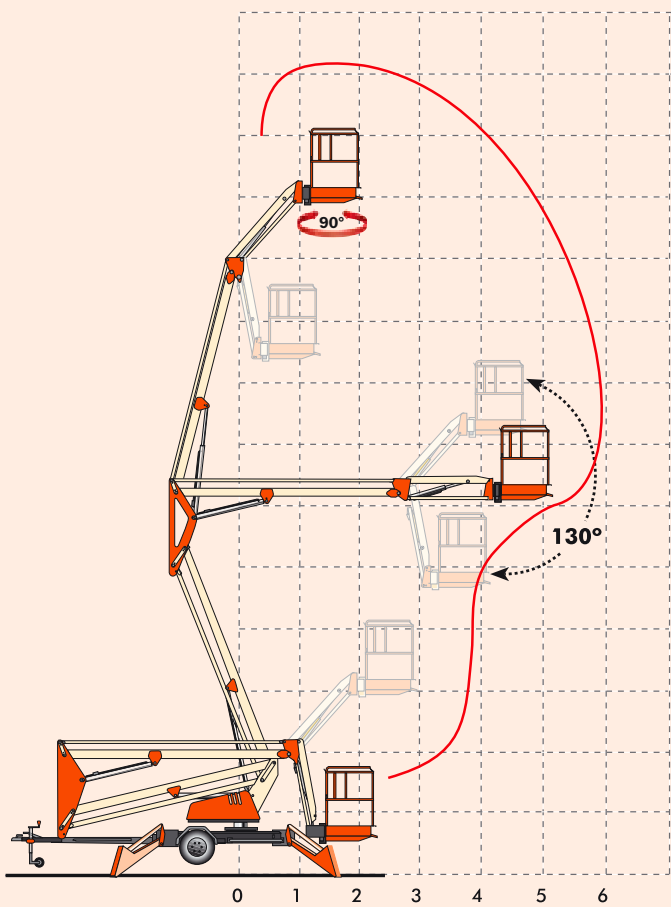


Specifications



Operating Dimensions

Max. Working Height.....	12.9m
Max. Platform Height.....	10.9m
Max. Outreach	5.9m
Capacity (SWL).....	215kg
Outrigger Footprint.....	3.0m x 3.6m
Rotation	700°
Basket Rotation	90°

Basket Dimensions

Length.....	1.2m
Width	0.8m
Platform Rail Height	1.1m
Toeboard Height.....	0.1m

Transport Dimensions

Height	2.0m
Towing Length.....	6.3m
Width	1.5m
Weight.....	1,260kg

Control Systems

Full proportional hydraulic controls at basket and ground. Emergency functions on all controls including slew operation.

Trailer/Superstructure

All steel welded, folded section fabrication, bushed stainless steel pivots. Trailer complete with automatic reversing, overrun braking and integral lighting board.

Safety

Full fail-safe hydraulics, load sensing outrigger interlocks c/w LED display. Manual emergency lowering from ground and basket.

The JLG "1 & 5" Warranty

JLG Industries, Inc. backs our products with our exclusive "1 & 5" Warranty. We provide coverage on all products for one (1) full year, and cover all specified major structural components for five (5) years. Due to continuous product improvements, we reserve the right to make specification and/or equipment changes without prior notification.

This machine meets or exceeds applicable Australian Standards AS1418.10 manufactured for intended applications.



www.jlg.com.au

JLG Industries (Australia)

ARBN 056 685 897 ABN 42 056 685 897
11 Bolwarra Road (PO Box 5519)
Port Macquarie NSW 2444 Australia

Head Office (02) 6581 1111


NSW Office (02) 8718 6300 VIC Office (03) 9545 6303
QLD Office (07) 3272 9988 WA Office (08) 9356 9811

Specifications may vary for units supplied to Australian Standards

Printed in AUSTRALIA

Basket Rotation

90° rotation to position the basket against building facades and tight access areas.



Basket

Built from non-corrosive, high quality material with non slip floor.



Tow Coupling

High quality tow coupling and brake assembly for durability.




Ground Controls

Simple ground control station with LED display for correct outrigger setup.



Axles, Rims & Tyres

Heavy duty axles, large diameter rims and tyres for ground clearance and offroad use.



Engine

Reliable petrol engine with easy start feature.



Outriggers

Sturdy steel outriggers with covers to prevent damage to cylinders and give a strong base.

